

# **WURTH WOOD GROUP REV-A-SHELF INVENTORY GUIDE**



### RV SERIES SINGLE PULLOUT WASTE CONTAINERS



- Heavy duty wire frame construction
- Easy bottom mount installation with 4 screws
- Durable pullout waste containers have a Rev-A-Shelf lifetime guarantee

### RV DOOR MOUNT KIT



- All RV Series Waste Containers and HPRV/HRV Hampers can be attached to the cabinet door with this kit (RV8PB, VL9PB, and VL14PB require euro slide adapter kit)
- Six-way adjustable door mounting bracket
- Easily installed and adjusted
- Includes: complete set of brackets, fasteners and spacers for installation on any door style (eliminates need for a sub door panel)

description dimensions	finish	item no.
<b>20 Qt with Full Extension Slides (100 lb)</b> 14 <sup>3</sup> / <sub>8</sub> "W x 16"D x 16 <sup>3</sup> / <sub>8</sub> "H	white	RV14PBS
<b>35 Qt with 3/4 Extension Slides (75 lb)</b> 10 <sup>3</sup> / <sub>8</sub> "W x 22"D x 19"H	white	RV12PB
<b>35 Qt with 3/4 Extension Slides (75 lb)</b> 14 <sup>3</sup> / <sub>8</sub> "W x 22"D x 19 <sup>1</sup> / <sub>4</sub> "H	white	RV18PB1
<b>35 Qt with Full Extension Slides (100 lb)</b> 10 <sup>3</sup> / <sub>8</sub> "W x 22"D x 19"H	silver/ chrome	RV12KD17CS
<b>35 Qt with Full Extension Slides (100 lb)</b> 10 <sup>3</sup> / <sub>8</sub> "W x 22"D x 19"H	white	RV12PBS
<b>50 Qt with Full Extension Slides (100 lb)</b> 11 <sup>1</sup> / <sub>4</sub> "W x 22"D x 23 <sup>1</sup> / <sub>4</sub> "H lid included	white	RV12PB50
<b>20 Qt with 3/4 Extension Euro slides (75 lb)</b> 8 <sup>7</sup> / <sub>8</sub> " x 15 <sup>5</sup> / <sub>8</sub> "D x 15 <sup>7</sup> / <sub>8</sub> "H	white	RV814PB
<b>30 Qt with 3/4 Extension Slides (75 lb)</b> 9 <sup>1</sup> / <sub>2</sub> " W x 22"D x 19 <sup>1</sup> / <sub>4</sub> "H	white	RV9PB
<b>30 Qt with Full Extension Slides (100 lb)</b> 9 <sup>1</sup> / <sub>2</sub> " W x 22"D x 19 <sup>1</sup> / <sub>4</sub> "H	white	RV9PBS

description	item no.
White heavy duty door mount kit	RVDMKIT
Silver epoxy heavy duty door mount kit (includes euro adapter kit)	RVDM17KIT

### 4WCBM SERIES BOTTOM MOUNT WOOD WASTE CONTAINERS



- Rev-A-Motion soft-open, soft-close slide
- 150 lb weight rating
- Installs into 1<sup>1</sup>/<sub>2</sub>", 1<sup>3</sup>/<sub>8</sub>" and 1<sup>3</sup>/<sub>4</sub>" face frame sizes as well as frameless cabinets
- Metallic silver polymer waste containers
- Built-in door mount brackets
- Installs with only 5 screws
- Dovetail constructed frame
- Lids sold separately

### RV SERIES DOUBLE PULLOUT WASTE CONTAINERS



- For situations requiring more than one trash can
- Heavy duty wire frame construction
- Easy bottom mount installation with just four screws
- Packaged fully assembled
- 100# weight rated full extension slides

description dimensions	item no.
<b>Double 30 Qt</b> 20 <sup>1</sup> / <sub>4</sub> "W x 21 <sup>3</sup> / <sub>4</sub> "D x 19 <sup>1</sup> / <sub>4</sub> "H	4WCBM2430DM2
<b>Single 35 Qt</b> 12"W x 21 <sup>3</sup> / <sub>4</sub> "D x 19 <sup>1</sup> / <sub>4</sub> "H	4WCBM15DM1
<b>Double 35 Qt</b> 14 <sup>1</sup> / <sub>4</sub> "W x 21 <sup>3</sup> / <sub>4</sub> "D x 19 <sup>1</sup> / <sub>4</sub> "H	4WCBM18DM2
<b>Single 50 Qt</b> 12"W x 21 <sup>3</sup> / <sub>4</sub> "D x 23 <sup>1</sup> / <sub>6</sub> "H	4WCBM1550DM1
<b>Double 50 Qt</b> 17 <sup>1</sup> / <sub>4</sub> "W x 21 <sup>3</sup> / <sub>4</sub> "D x 23 <sup>1</sup> / <sub>6</sub> "H	4WCBM2150DM2

description dimensions	finish	item no.
<b>Double 27 Qt</b> 11 <sup>13</sup> / <sub>16</sub> "W x 22 <sup>1</sup> / <sub>4</sub> "D x 19 <sup>1</sup> / <sub>8</sub> "H	white	RV15PB2S
<b>Double 35 Qt</b> 14"W x 22"D x 19 <sup>1</sup> / <sub>4</sub> "H	white	RV18PB2S
<b>Double 35 Qt</b> 14 <sup>3</sup> / <sub>8</sub> "W x 22"D x 19 <sup>1</sup> / <sub>4</sub> "H	silver/chrome	RV18KD17CS

### 4WCTM-RM SERIES TOP MOUNT PULLOUT WASTE CONTAINERS WITH REV-A-MOTION



- With soft-open, soft-close Rev-A-Motion™
- Solid maple
- Easy installation
- Unique adjustable bracket is designed for 1 1/2", 1 5/8" 1 3/4" face frame applications and will adapt to frameless construction

description dimensions	item no.
<b>Single 35 Qt</b> 15 1/4"W x 21 7/8"D x 21"H	4WCTMRM1835DM1
<b>Single 50 Qt</b> 15 1/4"W x 21 7/8"D x 24 3/4"H	4WCTMRM1850DM1
<b>Double 35 Qt</b> 18 1/4"W x 21 7/8"D x 21"H	4WCTMRM2135DM2
<b>Double 50 Qt</b> 18 1/4"W x 21 7/8"D x 24 3/4"H	4WCTMRM2150DM2

### 4WCSD SERIES BOTTOM MOUNT ELECTRIC ASSIST WASTE CONTAINERS



- Available as a complete kit and includes: dovetail maple drawer box, adjustable door mounting brackets, durable polymer waste containers, Blum's TANDEM heavy duty full extension concealed runners with BLUMOTION soft-close and SERVO-DRIVE touch-to-open
- Opens automatically with just a light touch of the handle
- Lid included on double waste containers

description dimensions	item no.
<b>Single 35 Qt</b> 12"W x 22 1/2"D x 19 1/2"H	4WCSD1535DM1
<b>Single 50 Qt</b> 12"W x 22 1/2"D x 23 3/8"H	4WCSD1550DM1
<b>Double 35 Qt</b> 15"W x 22 1/2"D x 19 1/2"H	4WCSD1835DM2
<b>Double 50 Qt</b> 18"W x 22 1/2"D x 23 3/8"H	4WCSD2150DM2

### 4WCTM SERIES TOP MOUNT PULLOUT WASTE CONTAINERS



- Solid maple construction
- Rear adjustable mounting brackets for variances in cabinet depth
- Pre-assembled door mounting brackets
- 150 lb rated full extension over-travel ball bearing slides

1 1/2" Face Frame description dimensions	item no.
<b>Single 35 Qt</b> 12"W x 22 3/4"D x 17 7/8"H	4WCTM12DM1
<b>Single 50 Qt</b> 12"W x 23 1/4"D x 21 3/4"H	4WCTM1550DM1
<b>Double 27 Qt</b> 12"W x 23 1/4"D x 17 3/4"H	4WCTM15DM2
<b>Double 35 Qt</b> 15"W x 22 3/4"D x 17 7/8"H	4WCTM18DM2
<b>Double 50 Qt</b> 18"W x 23 1/4"D x 21 3/4"H	4WCTM2150DM2

1 5/8" Face Frame description dimensions	item no.
<b>Double 27 Qt</b> 11 3/4"W x 23 1/4"D x 17 7/8"H	4WCTM15DM2162
<b>Double 35 Qt</b> 14 3/4"W x 22 3/4"D x 17 7/8"H	4WCTM18DM2162

1 3/4" Face Frame description dimensions	item no.
<b>Double 35 Qt</b> 14 1/2"W x 22 3/4"D x 17 7/8"H	4WCTM18DM2175

### 4WC SERIES BOTTOM MOUNT PULLOUT WASTE CONTAINERS



- Solid maple construction - comes fully assembled
- Containers are encased in a durable wood base
- Full extension ball bearing slides
- Pre-assembled door mount bracket

description dimensions	item no.
<b>Single 35 Qt</b> 11 1/4"W x 21 3/4"D x 19 1/4"H	4WC15DM1
<b>Double 35 Qt</b> 14 1/4"W x 21 3/4"D x 19 1/4"H	4WC18DM2

### 4WCSC SERIES BOTTOM MOUNT PULLOUT WASTE CONTAINERS featuring BLUM TANDEM and BLUMOTION



- Bottom mount waste containers with Blum's TANDEM heavy duty full extension concealed runners with BLUMOTION soft-close
- Dovetail construction
- Frameless minimum openings are the same as face frame
- Lid included on double waste containers

description dimensions	item no.
<b>Single 35 Qt</b> 12"W x 21 <sup>3</sup> / <sub>4</sub> "D x 19 <sup>1</sup> / <sub>2</sub> "H	4WCSC1535DM1
<b>Single 50 Qt</b> 12"W x 21 <sup>3</sup> / <sub>4</sub> "D x 23 <sup>3</sup> / <sub>8</sub> "H	4WCSC1550DM1
<b>Double 35 Qt</b> 15"W x 21 <sup>3</sup> / <sub>4</sub> "D x 19 <sup>1</sup> / <sub>2</sub> "H	4WCSC1835DM2
<b>Double 50 Qt</b> 18"W x 21 <sup>3</sup> / <sub>4</sub> "D x 23 <sup>3</sup> / <sub>8</sub> "H	4WCSC2150DM2


### 5349 SINGLE DOOR MOUNT WASTE CONTAINERS



- Heavy duty brushed aluminum soft-close slides
- Fully adjustable door mount frame
- Built-in storage area for bags

description dimensions	item no.
<b>Single 35 Qt, White</b> 10 <sup>3</sup> / <sub>4</sub> "W x 21 <sup>1</sup> / <sub>2</sub> "D x 19 <sup>1</sup> / <sub>4</sub> "H	534915DM1
<b>Single 50 Qt, White</b> 10 <sup>3</sup> / <sub>4</sub> "W x 21 <sup>1</sup> / <sub>2</sub> "D x 23 <sup>1</sup> / <sub>8</sub> "H	53491550DM1

### 5345-DM-KIT-52 DOOR MOUNT EXTENSION BRACKETS



- Designed for aluminum frame pullouts
- Attaches to the existing door bracket for extended mounting adjustability where previously a sub-door would have been required
- Includes: 4 brackets, machine screws, nuts, wood screws

description	item no.
Door mount extension brackets	5345DMKIT52

### 5349 DOUBLE DOOR MOUNT WASTE CONTAINERS



- Heavy duty brushed aluminum soft-close slides
- Fully adjustable door mount frame
- Includes: built-in door mount brackets

description dimensions	item no.
<b>Double 27 Qt, White</b> 11W x 22 <sup>1</sup> / <sub>4</sub> "D x 18 <sup>1</sup> / <sub>2</sub> "H	53491527DM2
<b>Double 27 Qt, Metallic Silver</b> 11 <sup>1</sup> / <sub>2</sub> "W x 22 <sup>1</sup> / <sub>4</sub> "D x 18 <sup>1</sup> / <sub>2</sub> "H	534918DM217
<b>Double 35 Qt, White</b> 14 <sup>1</sup> / <sub>2</sub> "W x 21 <sup>7</sup> / <sub>8</sub> "D x 19 <sup>1</sup> / <sub>4</sub> "H	534918DM2
<b>Double 50 Qt, White</b> 14 <sup>1</sup> / <sub>2</sub> "W x 22 <sup>1</sup> / <sub>8</sub> "D x 22 <sup>1</sup> / <sub>2</sub> "H	53492150DM2
<b>Double 50 Qt, Metallic Silver</b> 14 <sup>1</sup> / <sub>2</sub> "W x 22 <sup>1</sup> / <sub>8</sub> "D x 22 <sup>1</sup> / <sub>2</sub> "H	53492150DM217

### REPLACEMENT WASTE CONTAINERS



size	finish	dimensions	item no.
30 Qt	white	9 <sup>3</sup> / <sub>8</sub> "W x 15 <sup>3</sup> / <sub>8</sub> "D x 17 <sup>7</sup> / <sub>8</sub> "H	670061B
35 Qt	white	14 <sup>3</sup> / <sub>8</sub> "W x 10 <sup>1</sup> / <sub>2</sub> " D x 17 <sup>7</sup> / <sub>8</sub> "H	RV358

### WASTE CONTAINER LIDS



- Flip-up lids
- Lids fit all 35 and 50 Qt waste containers

container size	color	item no.
35 Qt	white	RV35LID1
35 Qt	metallic silver	RV35LID171
50 Qt	white	RV50LID1

### 563 SERIES PULLOUT TOWEL BAR



- Easy installation
- Chrome finish
- Left or right hand mounting
- Includes mounting screws

description	dimensions	item no.
3 Prong towel bar	5"W x 17¾"D x 1¼"H	56347C

### 563 SERIES TOWEL HOLDER



- Easy installation
- Chrome finish
- Includes spacers/mounting screws

description	dimensions	item no.
towel holder	12¾"W x 3½"D x 6½"H	56332C

### 596 SERIES U-SHAPED TRAY DIVIDER



- Use one or more dividers to create custom storage space in either wall or base cabinets
- Chrome finish
- Easy installation requires only 4 screws

dimensions	item no.
3"W x 11⅞"D x 10"H	59610CR52


### 597 SERIES TRAY DIVIDERS WITH CLIPS



- A practical solution for storing baking sheets, serving dishes, cake pans and more
- Each divider includes 4 screw-in clips and fasteners

dimensions	finish	box qty	item no.
¾"W x 20"D x 12"H	chrome wire	1	59712CR52
¾"W x 20"D x 12"H	chrome wire	10	59712CR10
¾"W x 20"D x 12 "H	white wire	1	5971252
¾"W x 20"D x 12 "H	white wire	10	5971210
¾"W x 20"D x 18"H	chrome wire	1	59718CR52
¾"W x 20"D x 18"H	chrome wire	10	59718CR10
¾"W x 20"D x 18"H	white wire	1	5971852
¾"W x 20"D x 18"H	white wire	10	5971810

### LD SERIES CHROME TRAY DIVIDER



- Chrome finish
- Dividers screw directly into cabinet back and bottom
- Includes: 4 screw-in clips/fasteners per set

dimensions	box qty	item no.
20"D x 18"H	10	LD59718CR10

### 544 SERIES UNDER SINK CHROME BASKET



- Removable caddy
- Unique handle adjusts to accommodate plumbing fixtures
- Reversible and removable top tray
- Bottom bumper pads provide stability and protect surfaces

dimensions	item no.
11¼"W x 16¼"D x 19½"H	54410C1

### RL SERIES CABINET SECURITY REV-A-LOCK



- These powerful magnetic locks can be attached to wood, glass, metal, and particleboard cabinets
- Polymer finish
- The RL Series also features a patented unlocking device that allows a disabling of the lock so cabinets can be opened without the key

description	box qty	item no.
Lock assembly	25	RL2011
Magnetic key	25	RL2021

### SBDT SERIES DRIP TRAY



- Tray funnels excessive water to the front of your cabinet onto the floor which acts as a leak alert
- Can be trimmed to fit

description	box qty	finish	item no.
34½"W x 23¼"D x ¾"H	1	almond	SBDT333641
34½"W x 23¼"D x ¾"H	12	silver	SBDT333651

### 6572/6581 SERIES SINK FRONT TIP-OUT TRAYS



- 6572 Series Set includes: one conventional open tray, one accessory tray with ring holder, soap dish and 2 pairs of Self-Holdin® hinges
- Made of high-impact white polystyrene

description	dimensions	box qty	item no.
set	11"W x 2 <sup>1</sup> / <sub>8</sub> "D x 3 <sup>13</sup> / <sub>16</sub> "H	1	6572111152
set	14"W x 2 <sup>1</sup> / <sub>8</sub> "D x 3 <sup>13</sup> / <sub>16</sub> "H	1	6572141152
standard trays	11"W x 2 <sup>1</sup> / <sub>8</sub> "D x 3 <sup>13</sup> / <sub>16</sub> "H	40	658111114
accessory trays	14"W x 2 <sup>1</sup> / <sub>8</sub> "D x 3 <sup>13</sup> / <sub>16</sub> "H	40	658114114

### 6540 SERIES SLIM SINK FRONT TRAYS



- 6540 Series Set includes: 2 trays and 2 pairs of Self-Holdin® hinges
- Made of high-impact white polystyrene
- Accommodates minimum clearance openings for large sink applications

description	dimensions	item no.
2 x 14" trays + 2 pr hinges	14"W x 1 <sup>1</sup> / <sub>16</sub> "D x 3 <sup>15</sup> / <sub>16</sub> "H	6542141152
1 x 36" tray, end caps + 2 pr hinges	36"W x 1 <sup>1</sup> / <sub>16</sub> "D x 3 <sup>15</sup> / <sub>16</sub> "H	6541361152
36" tray only	36"W x 1 <sup>1</sup> / <sub>16</sub> "D x 3 <sup>15</sup> / <sub>16</sub> "H	654136114
hinges and end caps for 2 tray sets		654297114

### LD SERIES 45° PIVOT HINGE



- Nickel plated pivot hinges
- Spring design closes firmly and stays closed while the stiffening ribs provide extra stability and eliminate side play
- Precise movement for smooth, tight operation
- Ideal for inset applications
- Can also be used for face frame or frameless applications

item no.  
LD02204540

### 6552 SERIES SINK FRONT TIP OUT TRAY HINGES



- Hinges for trays 16" and longer
- Patented hinges supply full accessibility to stored items with a smooth, quiet and reliable pullout and tip open function
- Unique self-closing spring keeps false fronts securely closed
- Less than 2mm of clearance is needed for the counter top and no clearance is needed below the false front

dimensions  
1"W x 1<sup>1</sup>/<sub>4</sub>"D x 3<sup>13</sup>/<sub>16</sub>"H

item no.  
65529502204

### ETH SERIES SINK FRONT TIP OUT TRAY HINGES



- Euro hinge is designed for long sink front false panels
- Adjustable opening of 45° to 90°
- Also ideal for cook top or vanity cabinets with false fronts
- Chrome finish

item no.  
6552ETH10

### 4SBSU SERIES SINK BASE DOOR STORAGE



- Made of maple hardwood with a UV-cured clear finish
- Features patented adjustable door mount brackets that provide installation flexibility up to 5"
- Includes: shelf system, adjustable mounting brackets and screws

dimensions	min. opening	item no.
10 <sup>1</sup> / <sub>2</sub> "W x 5"D x 18 <sup>1</sup> / <sub>2</sub> "H	1 <sup>1</sup> / <sub>2</sub> "	4SBSU15
13 <sup>1</sup> / <sub>2</sub> "W x 5"D x 18 <sup>1</sup> / <sub>2</sub> "H	1 <sup>3</sup> / <sub>8</sub> "	4SBSU18

### 4SPBD SERIES GROCERY BAG HOLDER



- Polymer tray on the top shelf can be removed for easy cleaning
- Includes: shelf system, 4 adjustable mounting brackets and screws

dimensions	item no.
10 <sup>1</sup> / <sub>2</sub> "W x 5"D x 18"H	4SPBD15

### 4WB SERIES RATTAN BASKETS WITH RAILS



- Includes: one rattan basket, two side mount rails and one plastic liner
- Standard basket rails dimensions: 2"W x 21<sup>1</sup>/<sub>4</sub>"D x 1<sup>3</sup>/<sub>8</sub>"H

basket dimensions	item no.
11 <sup>1</sup> / <sub>4</sub> "W x 21 <sup>1</sup> / <sub>4</sub> "D x 7 <sup>3</sup> / <sub>8</sub> "H	4WB151
14 <sup>1</sup> / <sub>4</sub> "W x 21 <sup>1</sup> / <sub>4</sub> "D x 7 <sup>3</sup> / <sub>8</sub> "H	4WB181

### 432 SERIES BASE CABINET FILLERS



- Adjustable shelves with chrome rails, full extension ball bearing slides
- Tri-slides provide complete stability
- Includes: full extension slides and adjustable shelves

dimensions	item no.
3"W x 23"D x 30"H	432BF3C
6"W x 23"D x 30"H	432BF6C
9"W x 23"D x 30"H	432BF9C

### 447 SERIES TRAY DIVIDER/FOIL WRAP HOLDER



- Two compartments for storing baking sheets and platters
- Removable center racks allow the ability to store larger platters and bake ware
- Glides on patented Tri-Slides for stability
- Patented door mount brackets provide up to 5" of flexibility for trouble free installation on any door style
- Includes: T-bars for customizing your storage needs

dimensions	item no.
5"W x 22½"D x 19½"H	447BC5C
8"W x 22⅞"D x 19½"H	447BC8C

### 448 SERIES PULL OUT BASE ORGANIZER



- Designed for full height base cabinets
- Adjustable shelves with chrome rails
- Maple with a UV clear coat finish
- Patented Tri-Slides minimize side-to-side motion and provide stability when pulled out of the cabinet
- Door mount brackets provide up to 5" of flexibility for trouble-free installation on any door style
- Includes: pullout shelving system, 3 adjustable shelves with chrome rails, full extension Tri-slides and rub bushings

description	dimensions	item no.
base organizer	5"W x 22½"D x 25½"H	448BC5C
base organizer	11"W x 22½"D x 25½"H	448BC11C
base organizer	14"W x 22½"D x 25½"H	448BC14C
frameless organizer	6½"W x 22½"D x 25½"H	448BC6C
base organizer	8"W x 22½"D x 25½"H	448BC8C
spice rack insert for 448BC11C	10"W x 21"D x 4⅞"H	448SR111
spice rack insert for 448BC14C	7"W x 21"D x 4⅞"H	448SR141

### 4WP SERIES WOOD SWING-OUT PANTRY KIT



- Adjustable piano hinge, inside door and pantry shelves with chrome rails
- ½" maple UV-cured clear finish
- Kit includes: 2 swing-out units, 2 door storage units/adjustable mounting brackets

description	item no.
45" swing out pantry kit	4WP1845KIT
51" swing out pantry kit	4WP1851KIT
57" swing out pantry kit	4WP1857KIT

### 5PSP CR SERIES CHROME BLIND CORNER OPTIMIZER



- Maximizes blind corner cabinet space
- Non-handed
- 100# rated full extension ball bearing slides
- Includes: chrome frame, 4 chrome baskets and hardware
- Easy install for right or left handed applications

dimensions	item no.
26¼"W x 20¼"D x 4"H	5PSP15CR

### RAS-ML-HDCR SERIES HEAVY DUTY MIXER LIFT



- Can be attached to any custom-made shelf
- Built-in shock dampeners and adjustable spring tension
- Holds appliances up to 60 lbs
- Contains right and left lifting arms, hardware
- Chrome finish
- Shelf not included

item no.
RASMLHDCR


### 4DPS SERIES DRAWER PEG SYSTEM



- Endlessly changeable pegboard system
- Maple hardwood with a UV-cured clear finish
- Simple drop-in installation
- Can also be trimmed to fit various drawer sizes

description	dimensions	item no.
Small (9 pegs)	24¼"W x 21¼"D x 5⁄8"H	4DPS2421
Medium (12 pegs)	30¼"W x 21¼"D x 5⁄8"H	4DPS3021
Large (16 pegs)	39¼"W x 21¼"D x 5⁄8"H	4DPS3921
4 additional wood pegs	1¼"W x 1¼"D x 6"H	4DPSPEG4

### 4DPBG SERIES VINYL DRAWER PEG BOARD



- Made of sound dampening vinyl
- Can be trimmed to fit

dimensions	item no.
24⅞"W x 21¼"D x 6⅝"H	4DPBG24211
30⅞"W x 21¼"D x 6⅝"H	4DPBG30211
39⅞"W x 21¼"D x 6⅝"H	4DPBG39211

### PEGBOARD ACCESSORIES



description	dimensions	item no.
4 stainless steel pegs	1¼"W x 1¼"D x 6"H	DPSPEG4SS
canister set	6½" W x 10¼"D x 6½"H	5DCH21CR
lid organizer	5¼"W x 16⅞"D x 5⅜"H	5DLD1CR
pot/pan organizer	7¾"W x 15¼"D x 7⅝"H	5DCD1CR

### 4WCT SERIES WOOD CUTLERY TRAY INSERT



- Maple hardwood with a UV-cured clear finish
- Simple drop-in installation
- Can be trimmed to fit various drawer sizes

dimensions	item no.
14⅝"W x 22"D x 2⅜"H	4WCT1SH
14⅝"W x 22"D x 2⅞"H	4WCT1
20⅝"W x 22"D x 2⅞"H	4WCT3

### 4SDI SERIES WOOD SPICE DRAWER INSERT



- Tiered configuration for easy access
- Maple hardwood with a UV-cured clear finish
- Minimum interior height: 3¼" for 5" bottles
- Customize to fit various drawer sizes up to a base 24"

dimensions	item no.
16"W x 19¾"D x 1½"H	4SDI18
22"W x 19¾"D x 1½"H	4SDI24

### 4WUT SERIES WOOD UTILITY TRAY INSERT



- Maple hardwood with a UV-cured clear finish
- Simple drop-in installation
- Can be trimmed to fit various drawer sizes

dimensions	item no.
18½"W x 22"D x 2⅜"	4WUT1SH
18½"W x 22"D x 2⅞"H	4WUT1
20⅝"W x 22"D x 2⅞"H	4WUT3

### 4WKB SERIES WOOD KNIFE BLOCK INSERT



- 19 slots to store knives and a separate compartment for other utensils
- Maple hardwood with a UV-cured clear finish
- Simple drop-in installation
- Can be trimmed to fit various drawer sizes

dimensions	item no.
18½"W x 22"D x 2⅜"H	4WKB1



### 4WD SERIES WOOD DIVIDER



- Designed for use with Rev-A-Shelf 4WCT-\*SH, 4WUT-\*SH, 4WCT, 4WUT, 4WKB, and 4SDI Series inserts
- Maple hardwood with a UV-Cured clear finish
- Can be trimmed to fit drawers of various lengths

dimensions	item no.
1/2"W x 22"D x 2 7/8"H	4WD221

### CT/GCT SERIES CUTLERY TRAYS



- Rubberized polystyrene
- Easy trimming for a perfect fit in any drawer
- Trays are 2 3/8" high
- Peel off clear protective coating before use

dimensions	finish	item no.
14 1/4"W x 21 1/4"D	white	CT2W52
14 1/4"W x 21 1/4"D	glossy white	GCT2W52
17 1/2"W x 21 1/4"D	white	CT3W52
17 1/2"W x 21 1/4"D	glossy white	GCT3W52
21 7/8"W x 21 1/4"D	white	CT4W52
21 7/8"W x 21 1/4"D	glossy white	GCT4W52

### UT/GUT SERIES CUTLERY TRAYS



- Rubberized polystyrene
- Easy trimming for a perfect fit in any drawer
- Trays are 2 3/8" high

dimensions	finish	item no.
11 1/2"W x 21 1/4"D	white	UT12W52
14 1/4"W x 21 1/4"D	white	UT15W52
21 7/8"W x 21 1/4"D	white	UT18W52

### ST50 SERIES UNIVERSAL SPICE TRAYS



- Tiered polymer tray
- Can be trimmed for a perfect fit in any drawer
- Best utilized with 22" full-extension slides for maximum accessibility

dimensions	finish	item no.
50"W x 21"D	white	ST5021W52

### BDC SERIES BREAD DRAWER COVER



- Can be trimmed to accommodate any drawer dimension
- Includes: one-piece cover with molded in handle and rear stop, adjustable sliding rails and mounting screws

dimensions	finish	item no.
16 3/4"W x 21 3/4"D	translucent	BDC20020
20 1/8"W x 21 3/4"D	translucent	BDC2420

### RAS-FD KIT PULLOUT FILE DRAWER SYSTEM



- Side mounts for 18" base cabinets with a 1 1/2" face frame
- Chrome finish
- Includes: door mounting brackets and full extension ball bearing slides

dimensions	item no.
3"W x 11 7/8"D x 10"H	RASFDSMDM151

### RAS-FD SERIES FILE DRAWER SYSTEM



- Designed for base 18" and 21" cabinets
- Features metal supports that can be trimmed to fit virtually any cabinet drawer
- Front and back frames fasten to drawer box
- T-rod creates divided storage

dimensions	finish	item no.
13"W x 19 1/4"D x 9 3/4"H	black wire	RASSMFD52

## 4SR SERIES DOOR MOUNT SPICE RACK



- Maple hardwood
- UV-cured clear finish
- Easily installs with just 4 screws
- Height between shelves is 8<sup>5</sup>/<sub>8</sub>"

dimensions	item no.
9 <sup>5</sup> / <sub>8</sub> "W x 3 <sup>1</sup> / <sub>8</sub> "D x 21 <sup>1</sup> / <sub>2</sub> "H	4SR15
12 <sup>5</sup> / <sub>8</sub> "W x 3 <sup>1</sup> / <sub>8</sub> "D x 21 <sup>1</sup> / <sub>2</sub> "H	4SR18
15 <sup>5</sup> / <sub>8</sub> "W x 3 <sup>1</sup> / <sub>8</sub> "D x 21 <sup>1</sup> / <sub>2</sub> "H	4SR21

## 432 SERIES WALL FILLER PULLOUT ORGANIZER



- Adjustable shelves with chrome rails
- Wood finish - completely assembled
- Includes: 100# rated full extension ball bearing slides and shelves

dimensions	item no.
3"W x 11 <sup>1</sup> / <sub>8</sub> "D x 30"H	432WF3C
3"W x 11 <sup>1</sup> / <sub>8</sub> "D x 36"H	432WF363C
3"W x 11 <sup>1</sup> / <sub>8</sub> "D x 42"H	432WF423C
6"W x 11 <sup>1</sup> / <sub>8</sub> "D x 30"H	432WF6C
6"W x 11 <sup>1</sup> / <sub>8</sub> "D x 36"H	432WF366C
6"W x 11 <sup>1</sup> / <sub>8</sub> "D x 42"H	432WF426C

## 448-WC SERIES PULLOUT SHELVING SYSTEM



- Adjustable shelf pullout with chrome rails
- Patented door mount brackets provide up to 5 inches of flexibility for trouble-free installation on any door style
- Tri-slides provide complete stability
- Includes: pullout shelving system, 3 adjustable shelves, chrome rails and full extension Tri-Slides

description	dimensions	item no.
wall 9" pullout	5"W x 10 <sup>3</sup> / <sub>4</sub> "D x 26 <sup>1</sup> / <sub>4</sub> "H	448WC5C
wall 12" pullout	8"W x 10 <sup>3</sup> / <sub>4</sub> "D x 26 <sup>1</sup> / <sub>4</sub> "H	448WC8C

## 3000 SERIES WINE AND STEMWARE RACKS



- Heavy gauge wire construction
- Hidden mounting
- Easy to install

dimensions	finish	item no.
11"D x 4 <sup>1</sup> / <sub>4</sub> "W x 1 <sup>1</sup> / <sub>2</sub> "H	satın nickel	315011SN

## 5PD SERIES PREMIER PULL-DOWN SHELVING SYSTEM



- Chrome plated two-tier pull down shelf
- Pulls out 14<sup>3</sup>/<sub>4</sub>" from the cabinet
- Unique gas-assisted mechanism provides motion stability
- Includes: both side and bottom mount brackets and screws

dimensions - min. opening	finish	item no.
20 <sup>3</sup> / <sub>4</sub> "W x 10 <sup>1</sup> / <sub>2</sub> "D x 18 <sup>5</sup> / <sub>16</sub> "H	chrome	5PD24CR
32"W x 10 <sup>1</sup> / <sub>2</sub> "D x 18 <sup>5</sup> / <sub>16</sub> "H	chrome	5PD36CR

**LAZY DAISY POLYMER FULL CIRCLE LAZY SUSAN SETS**



- Patented snap pin design
- Ribbed tray surface
- Molded polymer hubs
- Polypropylene material
- Telescopic post

description	dia.	finish	box qty	item no.
2 shelf set w/ 26" to 31" post	18"	white	1	LD206218111
	28"	white	1	LD206228111

**LAZY DAISY POLYMER KIDNEY SHAPE LAZY SUSAN SETS**



- Patented snap pin design
- Ribbed tray surface
- Molded polymer hubs
- Polypropylene material
- Telescopic post

description	dia.	finish	box qty	item no.
2 shelf set w/ 26" to 31" post	28"	white	1	LD247228111
	32"	white	1	LD247232111

**RAS POLYMER FULL CIRCLE LAZY SUSAN SETS**



- Chrome post and hub
- Polystyrene material
- Independently rotating shelves
- Telescopic post
- 3/4" diameter post system
- **6012** telescopic post dimensions 12" upper and 21" lower
- **6013** telescopic post dimensions 12" upper and 36" lower

description	dia.	finish	box qty	item no.
2 shelf set w/ 24" to 31" post	18"	white	1	6012181152
	20"	white	1	6012201152
	24"	white	1	6012241152
	28"	white	1	6012281152
3 shelf set w/ 38" to 46" post	18"	white	1	60131811526
	20"	white	1	60132011526

**RAS POLYMER KIDNEY SHAPE LAZY SUSAN SETS**



- Chrome post and hub
- Polystyrene material
- Independently rotating shelves
- Telescopic post
- 1" diameter post system
- Telescopic post dimensions 9 1/4" upper and 22 1/2" lower

description	dia.	finish	box qty	item no.
2 shelf set w/ 26" to 32" post	18"	white	1	6472181152
	24"	white	1	6472241152
	28"	white	1	6472281152
	28"	white	5	6472281145
	32"	white	1	6472321152
	32"	white	6	6472321145

**RAS POLYMER PIE CUT LAZY SUSAN SETS**



- Chrome post and hub
- Polystyrene material
- Telescopic post
- 1" diameter post system
- Upper shelf is adjustable, lower shelf is in fixed position and post cannot be altered

description	dia.	finish	box qty	item no.
2 shelf set w/ 26" to 32" post	24"	white	1	6942241152
	28"	white	1	6942281152

**RAS POLYMER HALF MOON LAZY SUSAN SETS**



- Chrome post and hub
- Polystyrene material

description	dia.	min. opening	finish	box qty	item no.
2 shelf pivot and slide	31"	13 1/4"	white	1	68823111570
	33"	16 1/8"	white	1	68823311570

**RAS POLYMER FULL CIRCLE SHELVES ONLY**



- Ribbed tray surface
- Molded polymer hubs
- Polypropylene material

dimensions	finish	box qty	item no.
18" Diameter	white	12	600118114

**RAS POLYMER FULL CIRCLE POST AND PIVOT HARDWARE SETS**



- Exceeds BHMA Class 1 specifications of 20 lb sq.ft. at 100,000 cycles
- Includes: top and bottom pivots, shaft assembly, collar assembly and mounting screws

dimensions	finish	box qty	item no.
3/4" Diameter	bright zinc	6	6022044

**LAZY DAISY BANDED WOOD FULL CIRCLE SHELF LAZY SUSAN SETS**



- 2" banded wood rim
- Doweled butt joint
- 5/8" thick maple tray bottom
- Almond hardware
- Steel bearings
- Telescopic post

description	dia.	box qty	item no.
Single shelf set w/ 7" steel bearing	18"	1	LD4BW00118SB1
Single shelf set w/ 10" steel bearing	28"	1	LD4BW00128SB1
	32"	1	LD4BW00132SB1
3 shelf set w/ 38" to 46" post	18"	1	LD4BW06318361

**LAZY DAISY BANDED WOOD KIDNEY SHAPE LAZY SUSAN SETS**



- 2" banded wood rim
- Doweled butt joint
- 5/8" thick maple tray bottom
- Almond hardware
- Steel bearings
- Telescopic post

dimensions	dia.	box qty	item no.
Single shelf set w/ 10" steel bearing	28"	1	LD4BW40128SBS1
2 shelf set w/ 26" to 31" post	28"	1	LD4BW472281
	32"	1	LD4BW472321

**WOOD CLASSIC FULL CIRCLE LAZY SUSAN SETS**



- 1 5/8" solid wood finger jointed rim
- 5/8" thick maple tray bottom
- Chrome hardware
- Aluminum bearings
- Telescopic post

description	dia.	box qty	item no.
7" swivel w/ stop attached to shelf	18"	1	4WLS00118B52
	20"	1	4WLS00120B52
	28"	1	4WLS00128B52
2 shelf set w/ 26" to 32" post	18"	1	4WLS0721852
	20"	1	4WLS0722052
	28"	1	4WLS0722852
	32"	1	4WLS0723252
3 shelf set w/ longer post	18"	1	4WLS07318536
	20"	1	4WLS07320536

**WOOD CLASSIC D-SHAPE LAZY SUSAN SETS**



- 1 5/8" solid wood finger jointed rim
- 5/8" thick maple tray bottom
- Chrome hardware
- Aluminum bearings
- Telescopic post

description	dia.	box qty	item no.
20" swivel w/ stop attached to shelf	24"	1	4WLS20120B52
3 shelf set w/ 38" to 46" post	20"	1	4WLS27320536

## WOOD CLASSIC KIDNEY SHAPE LAZY SUSAN SETS



- 1 5/8" solid wood finger jointed rim
- 5/8" thick maple tray bottom
- Chrome hardware
- Aluminum bearings
- Telescopic post

description	dia.	box qty	item no.
2 shelf set w/ 26" to 32" post	28"	1	4WLS4722852
	32"	1	4WLS4723252
10" swivel bearing w/ stop attached to shelf	28"	1	4WLS40128BS52
	32"	1	4WLS40132BS52

## WOOD CLASSIC PIE CUT LAZY SUSAN SETS



- 1 5/8" solid wood finger jointed rim
- 5/8" thick maple tray bottom
- Chrome hardware
- Aluminum bearings
- Telescopic post

description	dia.	box qty	item no.
2 shelf set w/ 26" to 32" post	24"	1	4WLS9422452
	38"	1	4WLS9422852

## WOOD CLASSIC HALF MOON LAZY SUSAN SETS



- 1 5/8" solid wood finger jointed rim
- 5/8" thick maple tray bottom
- Chrome hardware
- Aluminum bearings
- Telescopic post

description	dia.	min. opening	box qty	item no.
2 shelf pivot and slide	32"	12"	1	4WLS88232570
	35"	15"	1	4WLS88235570
	38"	18"	1	4WLS88238570

## HPRV SERIES PULLOUT POLYMER HAMPER



- Shallow 20" depth for vanity applications
- Full-extension ball bearing slides
- Installs with just 4 screws
- Door mount kit sold separately

dimensions	item no.
14 1/4"W x 20"D x 19 3/4"	HPRV1520S

## 445 SERIES GROOMING ORGANIZER



- Adjustable shelves with non-skid vinyl liners
- Includes 2 stainless steel bins

dimensions	item no.
8"W x 19"D x 20 1/4"H	445VCG208
8"W x 19"D x 20 1/4"H	445VCG258

## CIB/VIB SERIES PULLOUT IRONING BOARD



- Expandable frame mounts easily in a closet between panels or in a vanity drawer between cabinet sides from 14 1/4" to 21"W
- Fixed brackets allow for easy mounting of all standard drawer fronts
- Chrome finishes
- Unique ball bearing slide system provides over-travel
- 14 1/4" to 21" adjustable width
- Minimum opening height 3.67"

description	dimensions	item no.
Bathroom/laundry model	4"H x 19.86"D	VIB20CR
Closet model	4"H x 15.88"D	CIB16CR

**CB SERIES PULLOUT WIRE BASKETS**



- Available in 3 finishes as shown
- Installs easily in 32mm applications
- Bayonet mounting system makes basket removal and re-installation easy
- Baskets rest on top of the slides, eliminating torque and twist
- 100 lb full extension slides

**CHROME**

dimensions	box qty	item no.
18"W x 12"D x 7"H	5	CB181207CR5
18"W x 12"D x 11"H	5	CB181211CR5
18"W x 12"D x 18"H	5	CB181218CR5
24"W x 12"D x 7"H	5	CB241207CR5
24"W x 12"D x 11"H	5	CB241211CR5
24"W x 12"D x 18"H	5	CB241218CR5
30"W x 12"D x 7"H	5	CB301207CR5
30"W x 12"D x 11"H	5	CB301211CR5
30"W x 12"D x 18"H	5	CB301218CR5
18"W x 14"D x 7"H	5	CB181407CR5
18"W x 14"D x 11"H	5	CB181411CR5
18"W x 14"D x 18"H	5	CB181418CR5
24"W x 14"D x 7"H	5	CB241407CR5
24"W x 14"D x 11"H	5	CB241411CR5
24"W x 14"D x 18"H	5	CB241418CR5
30"W x 14"D x 7"H	5	CB301407CR5
30"W x 14"D x 11"H	5	CB301411CR5
30"W x 14"D x 18"H	5	CB301418CR5
18"W x 16"D x 7"H	5	CB181607CR5
18"W x 16"D x 11"H	5	CB181611CR5
18"W x 16"D x 18"H	5	CB181618CR5
24"W x 16"D x 7"H	5	CB241607CR5
24"W x 16"D x 11"H	5	CB241611CR5
24"W x 16"D x 18"H	5	CB241618CR5
30"W x 16"D x 7"H	5	CB301607CR5
30"W x 16"D x 11"H	5	CB301611CR5
30"W x 16"D x 18"H	5	CB301618CR5
18"W x 20"D x 7"H	5	CB182007CR5
18"W x 20"D x 11"H	5	CB182011CR5
18"W x 20"D x 18"H	5	CB182018CR5
24"W x 20"D x 7"H	5	CB242007CR5
24"W x 20"D x 11"H	5	CB242011CR5
24"W x 20"D x 18"H	5	CB242018CR5

**SATIN NICKEL**

dimensions	box qty	item no.
18"W x 14"D x 7"H	5	CB181407SN5
18"W x 14"D x 11"H	5	CB181411SN5
18"W x 14"D x 18"H	5	CB181418SN5
24"W x 14"D x 7"H	5	CB241407SN5
24"W x 14"D x 11"H	5	CB241411SN5
24"W x 14"D x 18"H	5	CB241418SN5
30"W x 14"D x 7"H	5	CB301407SN5
30"W x 14"D x 11"H	5	CB301411SN5
30"W x 14"D x 18"H	5	CB301418SN5
18"W x 16"D x 7"H	5	CB181607SN5
18"W x 16"D x 11"H	5	CB181611SN5
18"W x 16"D x 18"H	5	CB181618SN5
24"W x 16"D x 7"H	5	CB241607SN5
24"W x 16"D x 11"H	5	CB241611SN5
24"W x 16"D x 18"H	5	CB241618SN5
30"W x 16"D x 7"H	5	CB301607SN5
30"W x 16"D x 11"H	5	CB301611SN5
30"W x 16"D x 18"H	5	CB301618SN5
18"W x 20"D x 7"H	5	CB182007SN5
18"W x 20"D x 11"H	5	CB182011SN5
18"W x 20"D x 18"H	5	CB182018SN5
24"W x 20"D x 7"H	5	CB242007SN5
24"W x 20"D x 11"H	5	CB242011SN5
24"W x 20"D x 18"H	5	CB242018SN5



chrome



satin nickel



oil rubbed bronze

**OIL RUBBED BRONZE**

dimensions	box qty	item no.
18"W x 14"D x 7"H	5	CB181407ORB5
18"W x 14"D x 11"H	5	CB181411ORB5
18"W x 14"D x 18"H	5	CB181418ORB5
24"W x 14"D x 7"H	5	CB241407ORB5
24"W x 14"D x 11"H	5	CB241411ORB5
24"W x 14"D x 18"H	5	CB241418ORB5
30"W x 14"D x 7"H	5	CB301407ORB5
30"W x 14"D x 11"H	5	CB301411ORB5
30"W x 14"D x 18"H	5	CB301418ORB5
18"W x 16"D x 7"H	5	CB181607ORB5
18"W x 16"D x 11"H	5	CB181611ORB5
18"W x 16"D x 18"H	5	CB181618ORB5
24"W x 16"D x 7"H	5	CB241607ORB5
24"W x 16"D x 11"H	5	CB241611ORB5
24"W x 16"D x 18"H	5	CB241618ORB5
30"W x 16"D x 7"H	5	CB301607ORB5
30"W x 16"D x 11"H	5	CB301611ORB5
30"W x 16"D x 18"H	5	CB301618ORB5
18"W x 20"D x 7"H	5	CB182007ORB5
18"W x 20"D x 11"H	5	CB182011ORB5
18"W x 20"D x 18"H	5	CB182018ORB5
24"W x 20"D x 7"H	5	CB242007ORB5
24"W x 20"D x 11"H	5	CB242011ORB5
24"W x 20"D x 18"H	5	CB242018ORB5

**CHB SERIES CLOTH LINERS FOR CB SERIES BASKETS**



- Cloth basket liners are machine washable
- Designed to fit tightly and securely with hook and loop fasteners
- CB series wire baskets are sold separately

for basket size	finish	item no.
12"W x 12"D x 18"H	black	CBL181218B5
18"W x 14"D x 7"H	black	CBL181407B5
18"W x 14"D x 11"H	black	CBL181411B5
18"W x 14"D x 18"H	black	CBL181418B5
24"W x 14"D x 7"H	black	CBL241407B5
24"W x 14"D x 11"H	black	CBL241411B5
24"W x 14"D x 18"H	black	CBL241418B5
30"W x 14"D x 7"H	black	CBL301407B5
30"W x 14"D x 11"H	black	CBL301411B5
30"W x 14"D x 18"H	black	CBL301418B5

**CH SERIES WIRE HAMPER**



- Double wire pullout hamper
- Removable double wire baskets
- Includes: 14" bottom-mount full extension slides with soft-close mechanism
- Designed for a 24" opening
- Cloth liner sold separately

for basket size	finish	item no.
23 1/8"W x 14"D x 19"H	aluminum/chrome	CH241419DM2

**CTOHB SERIES TILT-OUT HAMPER BASKET**



- Easy installation
- Very easy removal - basket simply slides in and out
- Ships and stores flat - reduces freight cost and shipping damage

dimensions	finish	item no.
15 1/2"W x 13 1/2"D x 19 3/4"H	chrome	CTOHB161319CR52
15 1/2"W x 13 1/2"D x 19 3/4"H	satın nickel	CTOHB161319SN52
15 1/2"W x 13 1/2"D x 19 3/4"H	oil rubbed bronze	CTOHB161319ORB52
20 1/2"W x 13 1/2"D x 19 3/4"H	chrome	CTOHB211319CR52
20 1/2"W x 13 1/2"D x 19 3/4"H	satın nickel	CTOHB211319SN52
20 1/2"W x 13 1/2"D x 19 3/4"H	oil rubbed bronze	CTOHB211319ORB52

**CTOHB SERIES REMOVABLE HAMPER BAG**



- Removable, machine washable canvas
- Designed to fit tightly and securely with hook and loop fasteners
- Strong handles
- CB series wire baskets are sold separately

for basket size	finish	item no.
16"W	black	CTOHB1611
21"W	black	CTOHB2111

### CSR SERIES WIRE SHOE RAIL



- Easy to install
- Designed to fit 5mm mounting holes on 32mm spacing
- Heavy gauge chrome railing

description	finish	item no.
17"D x 2 1/4"H	chrome	CSR17CR10
17"D x 2 1/4"H	satin nickel	CSR17SN10
17"D x 2 1/4"H	oil rubbed bronze	CSR17ORB10
23"D x 2 1/4"H	chrome	CSR23CR10
23"D x 2 1/4"H	satin nickel	CSR23SN10
23"D x 2 1/4"H	oil rubbed bronze	CSR23ORB10
29"D x 2 1/4"H	chrome	CSR29CR10
29"D x 2 1/4"H	satin nickel	CSR29SN10
29"D x 2 1/4"H	oil rubbed bronze	CSR29ORB10
35"D x 2 1/4"H	chrome	CSR35CR10
35"D x 2 1/4"H	oil rubbed bronze	CSR35ORB10

### PSC SERIES PULLOUT PANTS RACK



- Heavy gauge chrome construction
- 18" width holds 9 pairs of pants and 24" holds up to 13 pairs of pants
- Includes: frame assembly, chrome rods and full extension slides

dimensions	finish	item no.
17 1/2" to 18 3/8"W x 14"D x 3"H	chrome	PSC1814CR

### CSPD PULL-OUT CLOSET MIRROR



- Installs in just over 3" wide
- Soft-open, soft-close slide system
- Adjustable 60° pivot and installs easily with only 8 screws

dimensions	finish	item no.
2 5/8"W x 13 5/8"D x 48"H	aluminum	CM14481


### CJD SERIES JEWELRY DRAWER



- Installs easily with system holes
- Full extension ball bearing slides
- Can be mounted to drawer front with optional mounting bracket
- Soft, velvet flocked covering

description	dimensions	item no.
jewelry drawer w/ slides	24"W x 14"D x 1 7/8"H	CJD2414
necklace insert	22"W x 13"D x 1 3/2"H	CJD24IN
jewelry insert	22"W x 13"D x 1 3/2"H	CJD24IS

### JEWELRY DRAWER ACCESSORIES



EARRING ORGANIZER



NECKLACE ORGANIZER




BRACELET ORGANIZER

- Clear acrylic and black velvet
- Adjustable dividers

description	dimensions	item no.
earring organizer	1 1 5/8"W x 6"D x 1 1/4"H	CALGORG1
necklace organizer	1 1 5/8"W x 6"D x 1 1/4"H	CANECKLACE1
bracelet organizer	1 1 5/8"W x 4 1/4"D x 1 1/4"H	CASMORG1

### CPDR SERIES PULL-DOWN CLOSET ROD



- Adjustable rod length from 34" to 50"
- Push button mechanism adjusts rod length
- Chrome and black finish
- Heavy duty hardware
- Weight capacity: 25 lbs

dimensions	item no.
21 1/2" to 26"W	CPDR1826
26" to 35"W	CPDR2635
35" to 48"W	CPDR3548



### CVL SERIES STANDARD VALET ROD



- 12" standard valet rod
- Installs easily with only 4 screws
- Removable pull for easy customization to your current closet hardware

dimensions	finish	item no.
11 <sup>7</sup> / <sub>8</sub> " to 17 <sup>7</sup> / <sub>8</sub> "D	chrome	CVL12CR
11 <sup>7</sup> / <sub>8</sub> " to 17 <sup>7</sup> / <sub>8</sub> "D	satin nickel	CVL12SN
11 <sup>7</sup> / <sub>8</sub> " to 17 <sup>7</sup> / <sub>8</sub> "D	oil rubbed bronze	CVL12ORB

### CVRI SERIES INSERT VALET ROD




- Open or close the 3<sup>1</sup>/<sub>2</sub>" rod with a single finger
- Match your existing closet hardware with removable pull
- 7" insert valet rod is designed to fit within 3/4" and larger panels

dimensions	finish	item no.
3 <sup>3</sup> / <sub>4</sub> " to 7 <sup>3</sup> / <sub>8</sub> "	chrome	CVRI7CR
3 <sup>3</sup> / <sub>4</sub> " to 7 <sup>3</sup> / <sub>8</sub> "	satin nickel	CVRI7SN

- When installed with the optional installation drill guide you are guaranteed a perfect fit and incomparable stability

description	item no.
Drill Guide with bit for CVRI Series insert valet rod	CVRIDG

### CVR SERIES DESIGNER VALET ROD



- Installs easily with only 2 screws
- Removable pulls for easy customization to your current closet hardware

dimensions	finish	item no.
11 <sup>7</sup> / <sub>8</sub> " to 17 <sup>7</sup> / <sub>8</sub> "D	chrome	CVR12CR
11 <sup>7</sup> / <sub>8</sub> " to 17 <sup>7</sup> / <sub>8</sub> "D	satin nickel	CVR12SN
11 <sup>7</sup> / <sub>8</sub> " to 17 <sup>7</sup> / <sub>8</sub> "D	oil rubbed bronze	CVR12ORB
13 <sup>7</sup> / <sub>8</sub> " to 21 <sup>7</sup> / <sub>8</sub> "D	chrome	CVR14CR
13 <sup>7</sup> / <sub>8</sub> " to 21 <sup>7</sup> / <sub>8</sub> "D	satin nickel	CVR14SN
13 <sup>7</sup> / <sub>8</sub> " to 21 <sup>7</sup> / <sub>8</sub> "D	oil rubbed bronze	CVR14ORB

### CWTR SERIES MAPLE TIE BUTLER



- Holds up to 68 ties without wrinkling or slippage
- Solid wood construction
- Ball bearing slides
- Top Mount design installs underneath any shelf in a 7" opening

dimensions	box qty	finish	item no.
3"W x 2 <sup>1</sup> / <sub>4</sub> "H x 13 <sup>7</sup> / <sub>8</sub> "D	1	natural	CWTR141
3"W x 2 <sup>1</sup> / <sub>4</sub> "H x 13 <sup>7</sup> / <sub>8</sub> "D	1	white	CWTR14W1
3"W x 2 <sup>1</sup> / <sub>4</sub> "H x 13 <sup>7</sup> / <sub>8</sub> "D	1	black	CWTR14B1
3"W x 2 <sup>1</sup> / <sub>4</sub> "H x 13 <sup>7</sup> / <sub>8</sub> "D	10	black	CWTR14B110

### CWSTR SERIES TIE BUTLER



- Solid wood construction
- Holds up to 34 ties
- Non-slip plastic coated pegs
- Full extension slides
- Installs easily with 3 screws

dimensions	box qty	finish	item no.
3"W x 2 <sup>1</sup> / <sub>4</sub> "H x 11 <sup>7</sup> / <sub>8</sub> "D	1	natural	CWSTR121
3"W x 2 <sup>1</sup> / <sub>4</sub> "H x 11 <sup>7</sup> / <sub>8</sub> "D	1	white	CWSTR12W1
3"W x 2 <sup>1</sup> / <sub>4</sub> "H x 11 <sup>7</sup> / <sub>8</sub> "D	1	black	CWSTR12B1
3"W x 2 <sup>1</sup> / <sub>4</sub> "H x 13 <sup>7</sup> / <sub>8</sub> "D	1	natural	CWSTR141
3"W x 2 <sup>1</sup> / <sub>4</sub> "H x 13 <sup>7</sup> / <sub>8</sub> "D	1	white	CWSTR14W1
3"W x 2 <sup>1</sup> / <sub>4</sub> "H x 13 <sup>7</sup> / <sub>8</sub> "D	1	black	CWSTR14B1
3"W x 2 <sup>1</sup> / <sub>4</sub> "H x 13 <sup>7</sup> / <sub>8</sub> "D	10	black	CWSTR14B10

### TRC SERIES SIDE MOUNT TIE RACKS



- Pulls out for complete accessibility
- Full extension slides
- Ideal for 14" depth closet applications
- Chrome bars accommodate up to 25 ties

dimensions	finish	item no.
11"D x 3 <sup>3</sup> / <sub>4</sub> "W	chrome	TRC14CR
11"D x 3 <sup>3</sup> / <sub>4</sub> "W	satin nickel	TRC14SN
11"D x 3 <sup>3</sup> / <sub>4</sub> "W	oil rubbed bronze	TRC14ORB

### CTR/CBSR SERIES DESIGNER SCARF, BELT AND TIE ORGANIZERS



- Holds up to 15 ties or scarves
- Belt organizer hold up to six belts
- Fully accessible 8<sup>3</sup>/<sub>8</sub>" telescoping rod (6<sup>3</sup>/<sub>4</sub>" for 12" depth)
- Clear non-slip PVC coated hooks

#### TIE/SCARF ORGANIZER

dimensions	finish	item no.
11 <sup>7</sup> / <sub>8</sub> " to 18 <sup>1</sup> / <sub>2</sub> "	chrome	CTR12CR
11 <sup>7</sup> / <sub>8</sub> " to 18 <sup>1</sup> / <sub>2</sub> "	oil rubbed bronze	CTR12ORB
11 <sup>7</sup> / <sub>8</sub> " to 18 <sup>1</sup> / <sub>2</sub> "	satin nickel	CTR12SN
13 <sup>7</sup> / <sub>8</sub> " to 21 <sup>7</sup> / <sub>8</sub> "	chrome	CTR14CR
13 <sup>7</sup> / <sub>8</sub> " to 21 <sup>7</sup> / <sub>8</sub> "	oil rubbed bronze	CTR14ORB
13 <sup>7</sup> / <sub>8</sub> " to 21 <sup>7</sup> / <sub>8</sub> "	satin nickel	CTR14SN



#### BELT/SCARF ORGANIZER

dimensions	finish	item no.
11 <sup>7</sup> / <sub>8</sub> " to 18 <sup>1</sup> / <sub>2</sub> "	chrome	CBSR12CR
11 <sup>7</sup> / <sub>8</sub> " to 18 <sup>1</sup> / <sub>2</sub> "	oil rubbed bronze	CBSR12ORB
11 <sup>7</sup> / <sub>8</sub> " to 18 <sup>1</sup> / <sub>2</sub> "	satin nickel	CBSR12SN
13 <sup>7</sup> / <sub>8</sub> " to 21 <sup>7</sup> / <sub>8</sub> "	chrome	CBSR14CR
13 <sup>7</sup> / <sub>8</sub> " to 21 <sup>7</sup> / <sub>8</sub> "	oil rubbed bronze	CBSR14SN
13 <sup>7</sup> / <sub>8</sub> " to 21 <sup>7</sup> / <sub>8</sub> "	oil rubbed bronze	CBSR14ORB

### BRC SERIES SIDE MOUNT BELT RACK



- Mounts on side panel and pulls out of the closet on non-handed full extension slides
- Holds 9 belts
- Load capacity: 100 lbs

dimensions	finish	item no.
2 <sup>1</sup> / <sub>2</sub> "W x 14" x 1 <sup>7</sup> / <sub>8</sub> " D	chrome	BRC14CR
2 <sup>1</sup> / <sub>2</sub> "W x 14" x 1 <sup>7</sup> / <sub>8</sub> " D	satin nickel	BRC14SN
2 <sup>1</sup> / <sub>2</sub> "W x 14" x 1 <sup>7</sup> / <sub>8</sub> " D	oil rubbed bronze	BRC14ORB

### TBC SERIES CHROME TIE/BELT RACK



- Pegs for up to 20 ties, 5 belts and 4 peg closure belts
- Includes a spacious storage tray
- Pulls out of the closet for easy access on full extension slides

dimensions	finish	item no.
6"W x 14"D x 5"H	chrome	TBC14TCR

### ROUND CLOSET RODS - STEEL

- Material thickness: 0.047" - 1.2 mm - 18 gauge
- 1<sup>1</sup>/<sub>8</sub>" dia. x 8'
- Seamless

finish	box qty	item no.
chrome	10	5323146007

### ROUND CLOSET RODS - HEAVY DUTY STEEL

- Material thickness: 0.080" - 2.0 mm - 14 gauge
- 1<sup>1</sup>/<sub>8</sub>" dia. x 8'
- Seamless

finish	box qty	item no.
chrome	5	5343146015

### ROUND CLOSET RODS - ALUMINUM

- Material thickness: 0.080" 2.0 mm - 14 gauge
- 1<sup>3</sup>/<sub>8</sub>" dia. x 8'
- Seamless

finish	box qty	item no.
dull brass	20	5343547024
dull chrome	20	5434548025
matte black	20	5343551023
oil rubbed bronze	20	5343553037

### ROUND CLOSET ROD SUPPORTS



finish	type	rod dia.	box qty	item no.
chrome	open	1 <sup>1</sup> / <sub>8</sub> "	50	5413346019
	closed		50	5423346028
chrome	open	1 <sup>3</sup> / <sub>8</sub> "	100	5413346021
	closed		100	5423346027
dull brass	open		100	5413347043
	closed		100	5423347035
dull chrome	open		100	5413348042
	closed		100	5423348034
matte black	open		100	5413351044
	closed		100	5423351036
oil rubbed bronze	open		100	5413353023
	closed		100	5423353030

## OVAL CLOSET RODS - STEEL

- Material thickness: 0.039" - 1.0 mm - 20 gauge
- 1 1/8" x 5/8" dia. x 8'
- Seamless

finish	box qty	item no.
brass	10	5311155004
chrome	10	5311146003

## OVAL CLOSET RODS - ALUMINUM

- Material thickness: 0.060" 1.5 mm - 16 gauge
- 1 1/8" x 5/8" dia. x 8'
- Seamless

finish	box qty	item no.
dull brass	20	5331547019
dull chrome	20	5331548020
matte black	20	5331551018
oil rubbed bronze	20	5331553022

## OVAL CLOSET ROD SUPPORTS



- open type

finish	mount	box qty	item no.
brass	5mm pin	1,000	5411155009
chrome	5mm pin	1,000	5411146068
dull brass	5mm pin	500	5411147051
dull chrome	5mm pin	500	5411148050
matte black	5mm pin	500	5411151052
oil rubbed bronze	5mm pin	500	5411153008
brass	screw	1,000	5411355016
chrome	screw	1,000	5411346013
dull brass	screw	500	5411347054
dull chrome	screw	500	5411348053
matte black	screw	500	5411351055
oil rubbed bronze	screw	500	5411353015

## DOUBLE ENDED DOWELS



- Suitable for applications with all Titus Ø20mm and/or Ø25mm Expando-6 housings
- 'Klix' locking feature provides a strong, vibration-proof connection

description	size	finish	item no.
double ended dowel	16mm	zinc	6414ZN
double ended dowel	19mm	zinc	6416ZN

## SUSPENSION BRACKETS AND COVER CAPS



- All metal brackets
- Plastic cover caps available as shown
- 286 lbs. carrying capacity per wall cabinet

description	finish	item no.
left suspension bracket	steel	GR499825401115
right suspension bracket	steel	GR499825401215
cover cap left	white	GRF155145038133
cover cap left	almond	GRF155145062133
cover cap left	brown	GRF155145060133
cover cap left	black	GRF155145061133
cover cap right	white	GRF155145039133
cover cap right	almond	GRF155145066133
cover cap right	brown	GRF155145064133
cover cap right	black	GRF155145065133

## SUSPENSION RAILS AND COVERS



- Unique hole pattern allows the installer to quickly locate all the stud locations
- Self-centering Suspension
- Rail: 16" center to center
- Plastic rail covers available as shown

description	size	finish	item no.
suspension rail	8'	steel	GR499831001719
almond rail cover	8'	almond	GR499831000153
brown rail cover	8'	brown	GR499831000158
white rail cover	8'	white	GR499831000174

## CLOSET FITTINGS



- 'Klix' locking feature provides a strong vibration-proof connection
- Compatible with all screw-in and Quickfit-6 dowels

size	finish	non-outrigger cam item no.	outrigger cam item no.
16mm	almond	6383AL	6439AL
16mm	black	6383BL	6439BL
16mm	brown	6383BR	6439BR
16mm	white	6383WH	6439WH
19mm	almond	6387AL	6441AL
19mm	black	6387BL	6441BL
19mm	brown	6387BR	6441BR
19mm	white	6387WH	6441WH

**ATLANTA GA**

5075 North Buford Hwy  
Suite 100  
Norcross, GA 30071  
678.924.0386  
888.924.0386  
FAX 678.924.0391

**CHATTANOOGA TN**

234 Direct Connection Drive  
Rossville, GA 30741  
706.891.2000  
800.506.9663  
FAX 706.891.4229

**RALEIGH NC**

4213 Poole Road  
Raleigh, NC 27610  
919.231.6620  
800.982.0999  
FAX 919.231.9687

**BALTIMORE MD**

6660 Santa Barbara Road  
Elkridge, MD 21075  
410.796.7600  
800.935.6229  
FAX 410.796.7729

**GREENSBORO NC**

1819 Baker Road  
High Point, NC 27263  
336.431.2712  
800.662.9060  
FAX 336.431.2750

**RICHMOND VA**

1701 Rhoadmiller Street  
Richmond, VA 23320  
804.359.1374  
800.552.4046  
FAX 804.353.3206

**CHARLESTON SC**

4325 Lear Avenue  
N. Charleston, SC 29418  
843.529.0808  
800.466.8499  
FAX 843.529.0805

**GREENVILLE SC**

1441 Hwy 101 South  
Greer, SC 29652  
864.877.7328  
800.868.9669  
FAX 864.877.7413

**ROANOKE VA**

701 Gainsboro Road  
Roanoke, VA 24016  
540.344.2079  
800.948.7156  
FAX 540.344.2306

**CHARLOTTE NC**

4250 Golf Acres Drive  
Charlotte NC 28208  
704.394.9479  
800.868.0291  
FAX 704.398.2162

**NORFOLK VA**

3307 Chesapeake Boulevard  
Norfolk, VA 23513  
757.855.3908  
800.277.4254  
FAX 757.857.6133

**TAMPA FL**

5100 West Hanna Avenue  
Tampa, FL 33634  
800.432.1149  
888.432.1149  
FAX 813.887.1902